

TEMPEST

Fighting for performance

INDUSTRY LEADING TECHNOLOGY AND DESIGN

Unmatched 40-Minute Run Time
with Removable DeWalt Batteries

TEMPEST TECH SERIES (VS-1.2D) BATTERY POWER BLOWERS



Powered by 1 and up to 3
DeWalt FLEXVOLT 60V, 12AH
or 9AH Batteries



40-Minute Run Time

With all 3 DeWalt 60V 12AH Batteries, blower will run for an average of 40 minutes or you can run off of just 1 or 2 batteries.



Small Footprint

This Blower is half the size of a gas blower.
VS-1.2D Dimensions: L x H x D
22.88" x 24.4" x 12.25"



Removable Battery

1 and up to 3 Lithium Ion Batteries in succession with 2-hour quick charge.



LED Flow-Path Lighting

Powerful LED lights positioned low for visibility below the smoke.



Only 51 lbs. w/ 3 Batteries

Only 41 lbs. without batteries. Lightweight welded tubular aluminum frame design makes it easy to deploy on site.



Thin-Vane™ Air Straightener

Thin-Vane™ Grill reduces wasted airflow. Forces the air to flow straight out.



10887 CFM tested to AMCA Standards

The VS-1.2 produces the Highest Air Flow available in any battery blower.



WARRANTY

Blower: 5 Year Limited Warranty
Battery: Separate manufacturers' warranty



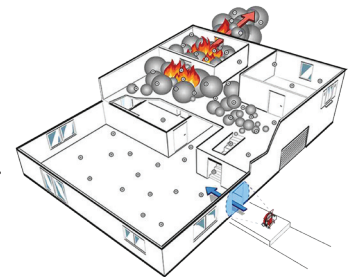
Battery Management System

The dynamic BMS built into the battery insures maximum performance and safety.



Conversion Kits Available

Have an older VS-1 or VS-1.2?
We have kits that can convert both the original VS-1 or VS-1.2 into DeWalt-Powered Blowers



4708 North Blythe Avenue, Fresno, California 93722
tempest.us.com • response@tempest.us.com • 800.346.2143

TEMPEST TECH SERIES

(VS-1.2D)

TEMPEST POWER BLOWERS

tempest.us.com












SPECIFICATIONS

Air Volume	10,887 CFM (18497 m ³ /h)	Motor	0.87 HP / 744W Variable Speed Drive BLDC Totally Enclosed, Air over IP65
Weight	With batteries 51 lbs. / Without batteries 41 lbs.	Battery	Removable DeWalt FLEXVOLT 12AH or 9AH Li-Ion (1 and up to 3)
Dimensions (L x H x D)	Handle Down - 22.88"L x 24.4"H x 12.25"D Handle Up +4.9"	Charging Time	100% Charge in 2-hours with External Optional Charger
Propeller Diameter	18"	Ingress Protection	IP65 (excludes DeWalt Batteries)
Run Time	<i>Average run time at full speed 40 minutes with 3 x 12AH batteries</i>	Drop Test	Designed to resist a Drop Test of 1.5M / 5'
Operating Temperature	-5°F to +113°F	Noise Level	83.7dB at 3m-10'

AVAILABLE OPTIONS

PART NUMBER	PRODUCT	INCLUDES
910-1860	VS-1.2D - without battery or charger	Electric PPV Blower, Variable Speed Drive, 18" Impeller Brushless DC Electric motor, 1 Shoulder Strap, No charger, No battery
910-1861	VS-1.2D - with 3 - 12AH DeWalt batteries and 1 single-bay charger	Electric PPV Blower, Variable Speed Drive, 18" Impeller Brushless DC Electric motor, with 3 - 12AH DeWalt batteries, 1 Shoulder Strap, 1 single-bay charger
910-1862	VS-1.2D - with 3 - 12AH DeWalt batteries and 4-bay charger	Electric PPV Blower, Variable Speed Drive, 18" Impeller Brushless DC Electric Motor, with 3 - 12AH DeWalt batteries, 1 Shoulder Strap, 4-bay charger
910-1863	VS-1.2D - with 3 - 9AH DeWalt batteries and 1 single-bay charger	Electric PPV Blower, Variable Speed Drive, 18" Impeller Brushless DC Electric Motor, with 3 - 9AH DeWalt batteries, 1 Shoulder Strap, 1 single-bay charger
910-1864	VS-1.2D - with 3 - 9AH DeWalt batteries and 4-bay charger	Electric PPV Blower, Variable Speed Drive, 18" Impeller, Brushless DC Electric Motor, with 3 - 9AH DeWalt batteries, 1 Shoulder Strap, 4-bay charger
610-1840	VS1 DeWalt Conversion Kit	Includes Battery Mounting System, No Batteries, No Charger
610-1841	VS1 DeWalt Conversion Kit	Includes Battery Mounting System, 3 x 12Ah DeWalt Batteries, and 1 single-bay charger
610-1842	VS1 DeWalt Conversion Kit	Includes Battery Mounting System, 3 x 12Ah DeWalt Batteries, and 4-bay charger

AVAILABLE ACCESSORIES

585-040	 DeWalt FLEXVOLT Li-Ion Battery 12AH / 240 WH <i>Average run time at full speed 40 minutes with 3 batteries (Run-time depending on battery condition).</i>	585-046	 Single Bay DeWalt Quick Charger
585-041	 DeWalt FLEXVOLT Li-Ion Battery 9AH / 180 WH <i>Average run time at full speed 30 minutes with 3 batteries (Run-time depending on battery condition).</i>	585-047	 Four Bay DeWalt Quick Charger
725-070	 Flex Tube Ducting	610-1801	 Shoulder Carry Strap (1 is included with every VS1.2D)
725-200	 Rehab Misting Ring	300-141 / 300-142	 Door Bar Holder and Bracket Set
		300-187	 (2) Pack Glow Wedges

TECHNICAL SPECIFICATIONS

	PRODUCT FAMILY		POWER BLOWER™
	PRODUCT LINE & TYPE		LAMINAR AIR FLOW ELECTRIC (LE) - VS1 BLDC
	MODEL		VS1.2-D-18-FOLDING HANDLE BLDC
	PART NO.		910-1862 (110 vac) 3 DeWalt Flex Volt 60 Batteries
OUTPUT	AIR VOLUME	[cfm/m³h]	10,887 / 18,497
	AIR VELOCITY	[mph/kph]	41 / 66
	NOISE LEVEL @ 10 ft	[dB(A)]	
FAN BLADE	TYPE		IMPELLER
	MATERIAL		NYLON 6 W/ 30% GLASS-FIBER FILL
	DIAMETER	[in/mm]	18 / 457
	NO. OF BLADES		3 @ 25°
DIMENSIONS	WEIGHT (With 3 Batteries)	[lb/kg]	51 / 23.2
	WEIGHT (With Out Batteries)	[lb/kg]	41 / 18.6
	WIDTH	[in/mm]	22.88 / 581
	DEPTH	[in/mm]	12.25 / 318
	HEIGHT	[in/mm]	HANDLE UP 29.3 / 745 HANDLE DOWN 24.4 / 620
MOTOR	MANUFACTURER		Private Label
	MODEL		360-052
	TYPE		BLDC TOTALLY ENCLOSED, AIR OVER
	VOLTAGE		48 VDC
	POWER OUTPUT	[HP/W]	.87 / 650
	MAX AMPERAGE		20
	WATTS @ FULL RPM		744
DRIVE	MANUFACTURER		Private Label
	MODEL		581-190
	TYPE		30 AMP BRUSH-LESS
	INPUT OPERATING VOLTS		50 VOLTS DC
	OUTPUT VOLTS		0 TO 50 DC
AC POWER	AC VOLTAGE OPERATION	YES	AVAILABLE IN 110-115V AND 220-230V
	AMP DRAW		7.7 @ 115V / 3.9 @230V
	WATTS @ FULL RPM		896
BATTERY	OPERATING TEMPERATURE	°C / °F	-15° C / 5° F TO 45° C / 113 F
	AMP HOUR / WATT HOUR		DeWalt Flex Volt 12 Ah / 240 Wh
	RECHARGE TIME		< 2 HOURS WITH QUICK CHARGER
FRAME	TYPE		ERGONOMIC WELDED ROLL CAGE
	MATERIAL	[in]	0.75 ROUND ALUMINUM TUBE
	COATING		POWDER COAT
	DEFAULT COLOR		ANODIZED ALUMINUM
	FOLDING HANDLE		YES
	TILT RANGE		-12.5° to +25°
	NO. OF TILT POINTS		4
	WHEEL TYPE		100 mm HIGH IMPACT
SHROUD	WHEEL SIZE	[in/mm]	3.9 / 100
	TYPE		TURBO 2000
	MATERIAL		STEEL W/ ROLLED EDGE
GRILLE	COATING		POWDER COAT
	DEFAULT COLOR		RED
	MATERIAL		SPIRAL WELDED STEEL WIRE
	NO. OF TIE POINTS		8 FRONT, 8 REAR
	STANDARDS		MEETS CE SAFETY STANDARDS
	COATING		POWDER COAT
	DEFAULT COLOR		BLACK